

**Note to Parents:** Fill in the month and dates, and post this calendar on your refrigerator. Then, encourage your child to do an activity a day.

# Daily Reading & Writing Calendar

(BEGINNING EDITION)

MONTH \_\_\_\_\_

SUNDAY	MONDAY	TUESDAY	WEDNESDAY	THURSDAY	FRIDAY	SATURDAY
--------	--------	---------	-----------	----------	--------	----------



<p>Cover a cookie sheet with shaving cream. "Write" each letter of the alphabet. (Smooth the shaving cream out between letters.)</p>	<p>Ask three grown-ups to tell you their favorite children's books. Then, check the books out of the library.</p>	<p>Take turns spelling words for the other person to write down. Pick something in the room ("I see a t-a-b-l-e").</p>	<p>Look at pictures in a cookbook, and choose a dish to try. Ask someone to help you read the recipe and write the ingredients on a grocery list.</p>	<p>Read aloud from a joke book. Try <i>Kids' Silliest Jokes</i> (Jacqueline Horsfall) or <i>What Do You Hear When Cows Sing?</i> (Marco Maestro).</p>	<p>Invent a new ending for one of your books. Draw a picture, and dictate or write the new version.</p>	<p>Record yourself reading a book, and ring a bell to signal each page turn. Then, follow along in the story while you listen.</p>
--	---	--	---	---	---	--

<p>Write a "What am I?" riddle for someone to solve. Example: "I am long and scaly. I say 'sss.' What am I?"</p>	<p>Start a comic strip collection. Read comics in the newspaper, and cut out ones you like. Keep them in a folder or an envelope.</p>	<p>List everything you read today (license plate, book, magazine). Ask family members to add things they read to your list.</p>	<p>Write five words you know how to spell. Try to find them on signs or packages. You can also spot them inside longer words (example: highway contains way).</p>	<p>Read two fairy tales. Tell someone how they're alike and different.</p>	<p>Copy each line of a nursery rhyme on a separate strip of paper. Mix up the strips, and put them back in the right order. Read the rhyme to a parent.</p>	<p>Hold a reading "show-and-tell." Each family member finds one thing to read (fortune cookie, greeting card). Take turns reading your items aloud.</p>
--	---	---	---	--	---	---


















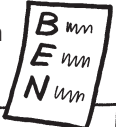




<p>Write a thank-you note to a family member. Mention something nice that person did today. ("Thanks for taking me to the ball game, Mom.")</p>	<p>Start a list of new words that you discover while reading. Try to add a word to your list every day.</p>	<p>Read a non-fiction book. Tell someone at least three facts that you learned.</p>	<p>Use glue to write words on cardboard. Sprinkle glitter on the words. When the glue dries, shake off the extra glitter.</p>	<p>Match grocery coupons to items in the pantry or cupboard. Use the pictures on the coupons or other clues to read the words.</p>	<p>Write a math story about an addition problem (4 + 5). Example: "I ate 4 strawberries and 5 blueberries. All 9 were delicious."</p>	<p>Read an award-winning book. Ask a librarian for a list of Newbery Medal or Caldecott Medal winners.</p>
---	---	---	---	--	---	--

<p>Flip through a book and list all the adjectives (descriptive words) you see. Go through again and write all the verbs (action words).</p>	<p>Read during errands. Browse a catalog in a department store, find words you know on a building, or read a magazine at the doctor's office.</p>	<p>Look at a map or globe. Find "North America." Look for your state, and read its name.</p>	<p>Draw a tree trunk with branches. Write a word ending (-all) on the trunk. Write words with that ending (tall, hall) on paper leaves. Glue them on the branches.</p>
--	---	--	--

**Note to Parents:** Fill in the month and dates, and post this calendar on your refrigerator. Then, encourage your child to do an activity a day.

# Daily Reading & Writing Calendar

(BEGINNING EDITION)

MONTH						
SUNDAY	MONDAY	TUESDAY	WEDNESDAY	THURSDAY	FRIDAY	SATURDAY
			Attend a story hour at a library or bookstore. When you get home, hold your own story time with an audience of stuffed animals.	Write down five words that should be capitalized (teacher's name, your city and state). Then, write five words that start with lowercase letters.	On separate pieces of construction paper, write a word or sentence about yourself. Illustrate the pages, and staple them together. It's an autobiography! 	Start a reading log. Cut circles from construction paper, and write the title of each book you finish. Display them on your door to make a "bookworm." 
Draw a picture of your favorite storybook dog (Clifford, Spot, Biscuit). Underneath, write a title for a new book about him. 	Ask a parent to give you a handful of coins or a dollar bill. Identify as many letters and words as you can. 	Pack a bag of books, and read outdoors with a grown-up. You might sit on a park bench or on a blanket in your yard. 	At the grocery store, see how many items you can find that begin with the first letter in your name. At home, write down the ones you remember.	Make household signs. Cut shapes of road signs from construction paper, and add messages like "Quiet! Children reading." 	Dip cotton swabs in paint. Write the name of each color using that color paint. Example: Use purple paint to write purple. 	Play tic-tac-toe with consonant blends. Each player chooses a blend (tr, br). Take turns writing a word with your blend (train, bread) in a square. Three in a row wins.
Ask a parent to help you write down the words to your favorite song. Read the lyrics as you sing together. 	Write instructions for something you know how to do (set the table). Use the instructions to teach someone else.	Start a list of state license plates in the car. Each time you see a tag from a different state, add that state's name to your list. 	Read a book. Then, tell someone about the main characters, the setting, and the plot. 	Make your own stationery. Decorate the border of a piece of paper with stamps, stickers, or drawings. Use it to write a letter to a friend or relative.	Ask an adult to help you read something from the newspaper. Try a photo caption or a weather forecast. 	Look at an object for 30 seconds (vase, toy car). Put it away, and write down everything you remember about it. Compare your list to the actual item. 
Take turns reading lines of a poem aloud. Get poetry books at the library, or search online for "children's poetry." 	Before an outing, write down 10 things you hope to see. For a zoo trip, you might list different animals. Check them off as you find them. 	Divide a sheet of paper into two columns. In one column, list words that end with -ing. In the other, list words ending in -ed.	Using old magazines, cut out one picture that starts with each letter of the alphabet. Glue the pictures on paper in ABC order. 	Read a book. On three index cards, write and draw what happened in the beginning, middle, and end of the story.	Spell the name of a friend or pet vertically on a sheet of paper. Add one word or phrase that starts with each letter and describes the person or pet. 	Ask a parent to write down five words. Have her time you to see how quickly you can look up all the words in the dictionary. 
Make a "wish list." You might list books you'd like to read, places you want to visit, or foods you plan to try. 	With an adult's help, send an email to a friend or relative. Include questions for the person to answer—then read the person's reply. 	Use a marker to write each letter of the alphabet on dried lima beans. Make two extra sets of vowels (a, e, i, o, u). Grab a handful of beans, and make as many words as possible.				

## Reading Connection Beginning Edition